





PRC FIL TEK

CATALOGUE MADE TO MEASURE 21·22

PROFILTEK 
CUSTOM SHOWER SPACES

PROFILTEK



FIXED		FIXED NORDIC	FN
		FIXED ONE	ONE
SWINGING / FOLDING	 	GALLERY	GA
		KEISY	KE
		NEWGLASS	NG
		ARCOIRIS PLUS	AC
SLIDING		VANITY	VY
		VITA	VA
		HIT	HI
		WIND	WI
		NELL	NE
SPECIALS		SPECIALS	SP
PMR		PMR	PMR
KONVERT SOLUTION		KONVERT	KV
		XXL	XXL
		SATINED / IMAGIK	IGK
		INFOTEK	INF



PROFILTEK, the leading company

PROFILTEK is the leading company manufacturing shower enclosures in Spain and Portugal. The company philosophy is fully oriented to enhance the user experience, offering a complete range of high quality shower enclosures at the forefront of design and innovation.

Our HQ in Valencia (Spain), with a surface area exceeding 30,000 m², are entirely dedicated to the production of shower enclosures and technological resources offer the highest possible performance, aiming for quality and traceability. Local stocks and comprehensive logistics enable us to offer unbeatable lead times and extraordinary reliability.

PROFILTEK's vision is to consolidate its position as Europe's best shower enclosure specialist.

Our knowledge of the product and its layout in the shower space, together with our expertise in design and manufacturing as well as our attention to customers at all times, allows us to offer solutions that meet all your expectations.

Our day-to-day work, in close collaboration with our distributors, builds our mission to serve the end user: To create and provide spaces and environments that allow everyone to enjoy showering.



AWARD-WINNING KEISY SERIES, RECIPIENT OF A PRESTIGIOUS DESIGN PRIZE:

iF DESIGN AWARD 2020

The iF DESIGN AWARD is the world's largest design competition in terms of products, packaging, communication, interior design and professional concepts. The iF DESIGN AWARD is the oldest independent design label in the world.

Functionality, customisation, design, innovation. These four elements of a single enclosure are capable of giving any bathroom balance and elegance.



PROFILTEK, official sponsor of WORLD DESIGN CAPITAL.

The World Design Organisation (WDO)® is an international non-governmental organisation promoting the profession of industrial design and its ability to generate better products and systems, more competitive businesses and industry, and ultimately a better environment and society. As the international voice of industrial design, the WDO advocates, promotes and shares knowledge about industrial design innovation that has the power to create a better world.

Valencia World Capital of Design 2022 represents the sum of both our own efforts and those of third parties. From this work and enthusiasm, parallel projects are emerging that meet the objectives of the Capital and are in line with one of the sustainable development goals for 2030 promoted by the United Nations in terms of sustainability and social justice.



Cartel design: Ibán Ramón





5 years
guarantee



Made in Spain
to European
standards



International
transport network



Maximum
flexibility



Customized
product



10
YEARS
Spare parts
supply
guaranteed

We'll do anything for our distributors

PROFILTEK's network of distributors is the driving force behind most of our strategic decisions.

Our mission is to offer beautiful, functional and adaptable shower spaces to each customer.

Our aim is to offer the user the best sensations during a relaxing shower.

To do this we put all our technical and human resources at your disposal to facilitate the sales process, simplifying your work and optimising the profitability of your business.



For your convenience, the **identification code** of your PROFILTEK enclosure is provided inside the logo that accompanies our products.

By removing the upper "PROFILTEK" cover from the enclosure, you will be able to access its identification code, a reference number that allows us to determine the manufacturing history of your PROFILTEK product; it will be indispensable when ordering any spare parts you may need or submitting any queries concerning that item.

We want our distributors to be able to satisfy their customers as well as possible thanks to PROFILTEK. This motivation is why we offer a 10-year guarantee on our spare parts.

Certified Guarantee.

The excellence is one of our priorities. In order to achieve it, we employ the best quality in terms of materials and processes for our products, according to the European Standards EN 14428:2016 and the CE marking, which set the requirements for the shower enclosures' manufacturing.

- Optimal enclosure properties.
- Resistance to corrosion.
- Resistance to dry-wet change.
- Durability and stability.
- Maximum watertightness.
- Easy cleaning.

Our own quality control laboratory.

Our in-house Laboratory allows us to carry out full quality controls, in order to assure the strict compliance of all regulations.

- Safety: European standard EN 12150-1.
- High quality profiles: European standard EN 12220-1.
- Highly resistant coatings: DIN EN ISO 2409.
- Glass for building: European standard EN 12150.
- Profiles and coating: European standard EN ISO 8994.
- Corrosion in artificial salt-fog atmospheres EN ISO 9227.

Certified Quality.



UNE-EN 14428:2016
Bath enclosures



UNE-EN 14428:2016
Bath enclosures



UNE 166002:2014
R&D&I management



ISO 9001:2015
Quality Management
System



ISO 9001:2015
Quality Management
System

Trust in Profiltek.

Test 1: Chemical products



Profiltek



Other

Test 2: Neutral salines spray



Profiltek



Other

These images show the standard tests carried out on a sampling of aluminium profile.

You can appreciate a standard chromated aluminium profile sampling from Profiltek compared to another manufacturer's sampling having the same characteristics.

Contract solutions for your projects.

Profiltek offers a wide variety of configurations, finishes and alternatives for the creation of shower spaces, enabling a multitude of solutions for contemporary architecture.

Innovation, technology and aesthetics are fantastic tools in the hands of anyone who knows how to use them. And who could be better than you at doing that? We are aware that effective distribution of shower space and suitable decorations are undoubtedly decisive elements in fully enjoying this room.

That is why we can offer the professionals at CONTRACT all the possibilities presented by Spain's leading manufacturer of shower enclosures, with more than 30 years of experience and dozens of successful projects as a reference.

Do you have a project? Tell us about it! We will be delighted to help you make it a reality.

<https://www.profiltek.com/en/en-project-division-contract>





Barceló Imagine Hotel - Madrid

Discover your shower enclosure with our Virtual Decorator!

Thanks to our Virtual Decorator, you will be able to:

- View your customised product with a high level of realism, quickly and from any device.
- Draft your quotes and place orders with just one click.
- Reduce delivery times.
- Track the status of your order and delivery times online.

profiltek.com/decorator

**NEW UPDATED VERSION OF
THE VIRTUAL DECORATOR AND
PROFESSIONAL AREA**



Follow us on:



**THE LEADING
ENCLOSURE DECORATOR
SINCE 2012**

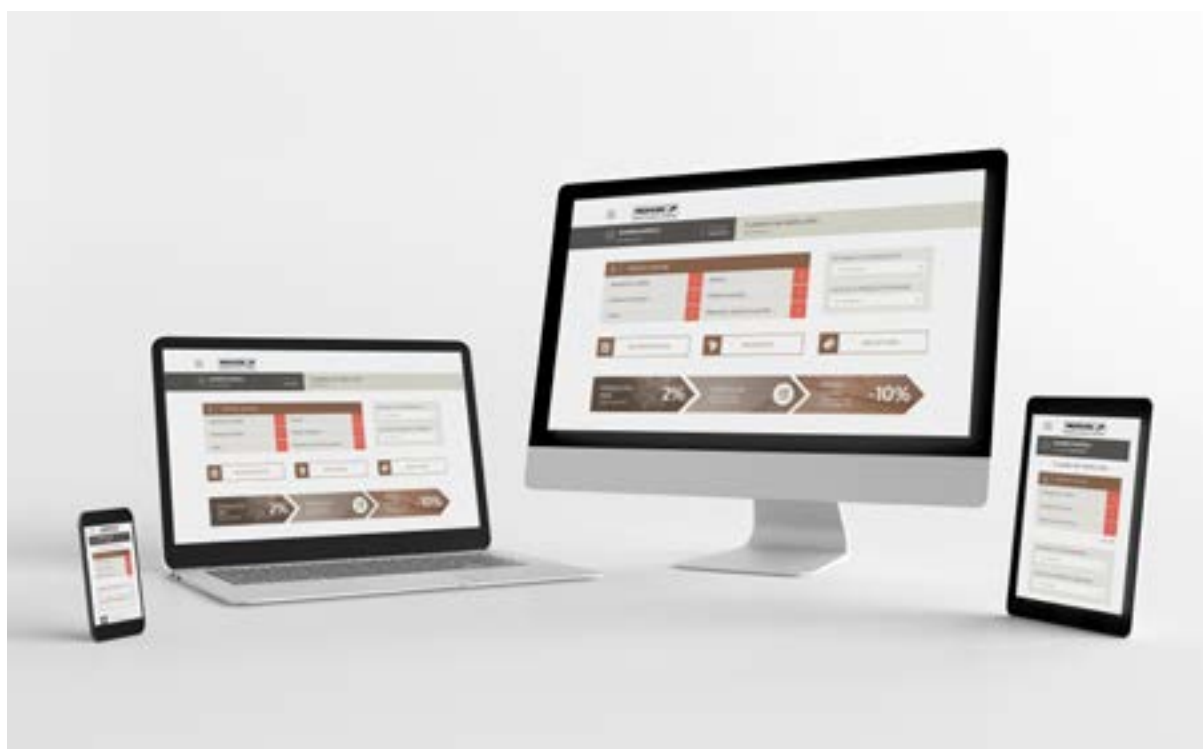
Come on in and enjoy our new Professional Area.



Video tutorial

Our Professional Area allows you to manage all necessary administration quickly and easily.

- Online tracking of your order status and delivery times.
- Edit, modify and confirm your pending quotes.
- Your documents always organised and available for download in PDF and Excel format.
- Secure payment of invoices by credit card via a POS terminal.
- Choose the format in which you would like to receive your invoices and emails with information notes...
- Order spare parts.
- Download graphic materials: images, guides, technical data sheets...



**FASTER AND
MORE
INTUITIVE**

**USEFUL AND
EASY TO USE**

**NEW
FEATURES**

**ADAPTABLE
TO ALL YOUR
DEVICES**

Summary


16 Finishes.

- 16 How to choose the ideal enclosure?
- 18 Teknoclean and cleaning
- 20 Glass types
- 22 Profile finishes
- 24 Accessories
- 28 Stabilising bars
- 30 Degree profiles


32 Fixed.

- 32 Fixed Nordic
- 42 Fixed One

54 Swinging / Folding.

- 54 Gallery 
- 62 Keisy
- 68 Newglass
- 78 Arcoiris Plus

88 Sliding.

- 88 Vanity 
- 94 Vita
- 102 Hit
- 108 Wind
- 114 Nell

118 Specials.

126 PMR Assistance.

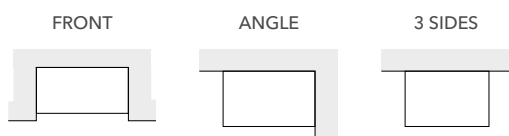
132 Konvert.

 **140 XXL.**

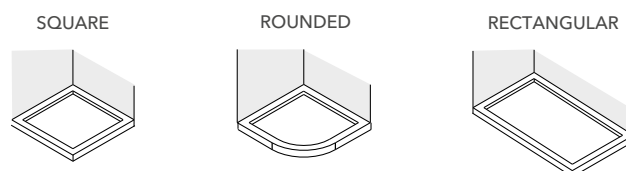
**142 Satin / Imagik
decorations.**

How to choose the ideal enclosure?

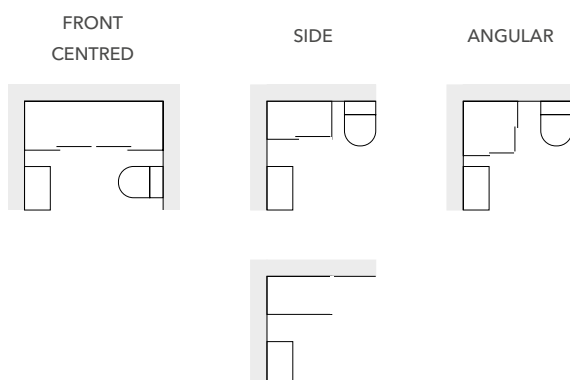
1 Space to be covered



2 Shape of the tray



3 Access to the shower



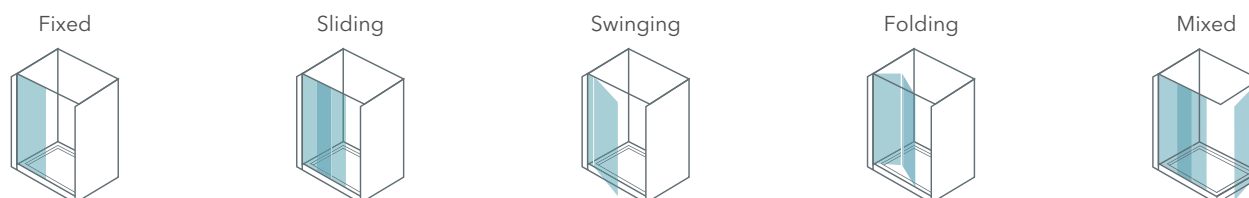
4 Who will be using the shower?



For **people with reduced mobility and/or disabilities**, it is important to make the most of the shower entrance space and ensure that the enclosure is easy to open. The PMR models are a perfect option in cases where external assistance is required.

When **children** use the shower, it is very important that the enclosure be easy to open. It is advisable to choose sturdy enclosure models with suitable profiles and swingings, sliding or fixed doors.

5 Opening



6 Choose the model



7 Customise to your taste



To help you, we have created a table on the following page that summarises the features of each model.

Make sure you choose elements that blend well with the rest of your shower space, the décor of your home and your personal taste.

GENERAL FEATURES

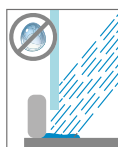
	GLASS THICKNESS			TECHNICAL SPECIFICATIONS								
	6 mm	8 mm	10 mm	Standard Height	Offset	Type of closure	Water-tightness level	No lower slide for sliding panels	Anti-rollover system for sliding panels	Quick-assembly system	Soft closure	Sliding door release system
FIXED NORDIC		✓		195 cm	10 mm		3	✓				
FIXED ONE	✓	✓	✓	195 cm	According to model		3	✓				
N GALLERY		✓		195 cm	15 mm	Magnetic or contact	2					
KEISY		✓		195 cm	20 mm*	Magnetic or contact	2					
NEWGLASS	✓	✓		195 cm	±2 mm frontal, ±7 mm lateral*	Magnetic or contact	2					
ARCOIRIS PLUS	✓			195 cm	20 mm 15 mm fixed	Magnetic or contact	2					
N VANITY		✓		195 cm	20 mm	Magnetic or contact	2		✓			
VITA		✓		195 cm	10 mm	Magnetic or contact	2	✓	✓	✓	✓	
HIT	✓			195 cm	10 mm	Magnetic or contact	2	✓	✓	✓	✓	✓
WIND	✓			195 cm	15 mm	Magnetic or contact	2	✓	✓	✓		
NELL	✓			195 cm	15 mm	Gaskets	2	✓	✓	✓		
SPECIALS	✓	✓	✓	195 cm	According to model	Magnetic or contact	2					
PMR	✓			80 or 195 cm*	20 mm	Magnetic	2					

*Table of general features. For more details, we advise you to check the features and notes applicable to each Series.

* See "offset" under the features of the Series.

SEALING LEVELS

Depending on the type of enclosure chosen, small amounts of water may seep in and out of the shower due to the installation, use or features of the enclosure. As a guide, we have divided our products into 3 levels:



LEVEL 1 - HIGH
Shower area with lower profiles. Highly watertight enclosure. Minimises the appearance of splashes.



LEVEL 2 - MEDIUM
Shower space with reduced profiles. Enhanced elegance and design. Watertightness is not guaranteed. Some splashes may appear.



LEVEL 3 - LOW
Open shower space without profiles. Strong emphasis on elegance and design, easy to clean. Low watertightness. Water splashes are common.

TEKNOCLEAN

Our DNA is clearly marked by innovation in the development of new solutions that help improve the customer experience. This innovation gave rise to **Teknoclean**, a clever system that can be applied to the inside surface of the glass, forming a protective film that repels liquids and reduces dirt and limescale build-up, providing impeccable, fast and long-lasting cleaning.

After numerous rigorous resistance tests, a **Profiltek study**, which has obtained optimal results, has certified the effectiveness and reliability of the Teknoclean system and guarantees that its application methods ensure effective adhesion, allowing faster and more convenient cleaning of enclosures.


Some of the main benefits of using **Teknoclean** on enclosures are, among others:

- Easier cleaning.
- As-new appearance and enhanced durability.
- Reduction of scale and contaminant deposits.
- Non-sticky surface.
- Resistant coating to standard cleaning products.
- Protection against stubborn stains such as oil or greasy substances.

TEKNOCLEAN: 4000 scrubbing cycles. **8 years without limescale***.



WITH TEKNOCLEAN



WITHOUT TEKNOCLEAN

* The Teknoclean treatment is not self-cleaning, so we advise you to clean your enclosure regularly using the products recommended by the manufacturer. The durability of the treatment can be up to 8 years if proper maintenance is ensured.

Cleaning and maintenance

YOUR ENCLOSURE - ALWAYS CLEAN

Profiltek has developed the TEKNOCLEAN system, a treatment for enclosures which is applied to glass and forms a protective layer that is impermeable to liquids and minimises limescale and dirt incrustations, maintaining an as-new appearance for longer. This innovative system makes cleaning faster, more efficient and less laborious.

Even with TEKNOCLEAN, all enclosures require minimal maintenance to keep a clean, flawless appearance. Preserving an enclosure spotless is very simple - just follow this series of practical tips.

Moisture is the main enemy of enclosures because it encourages the growth of bacteria and mould. A practical way to keep the glass enclosure in good condition is:

- To ventilate the bathroom.
- To dry the enclosure after each use, using a cloth that does not leave residues or lint or, failing that, with a window washer with a rubber squeegee.

CLEAN YOUR ENCLOSURE FREQUENTLY

- Choose cleaning products that are not aggressive to metal surfaces and never use abrasive cloths, sponges or objects that could damage the surfaces.
- Use only neutral, non-acid and non-reactive products, avoiding (for example) bleach, ammonia and acids as they can scratch or damage the glass, especially if the enclosure has received special treatment beforehand.
- Do not use acid descalers or products containing sodium hypochlorite, sodium hydroxide or products unsuitable for cleaning lacquered surfaces; this includes any detergents that are abrasive, chlorine-based or contain bleach or solvents as they may damage the anodised frame and the paint. The use of these products can cause corrosion, blistering on painted profiles and deterioration of the silkscreen printing.



CLEANING

- 1 Apply the cleaning product to the enclosure.
- 2 Leave it on for a few minutes.
- 3 Rub with a non-abrasive sponge and dry thoroughly until clean and shiny. This process is always the same, so it is advisable to dry the surfaces of the enclosure after each use, especially in the lower areas, to prevent any remaining water from damaging the finish of the metals or other accessories.



Types of glass



Extra-Clear



Smoke Grey



Blue



Acid



Master Carré



Carglass



Wavy



Mirastar Mirror



Ecliptek



Satin



Imagik



IMAGIK DECORATION IS AVAILABLE ON **EXTRA-CLEAR, BLUE OR SMOKE GREY GLASS.**

GLASS OPTIONS

		FRONTAL AND ANGULAR ENCLOSURES										
		Extra-Clear	Smoke Grey	Blue	Etched	Master Carré	Carglass	N Wavy	Mirastar	Ecliptek	Satin	Imagik
N	FIXED NORDIC	✓	✓	✓	✓	✓		✓	✓	✓	✓	✓
	FIXED ONE	✓	✓	✓	✓	✓	✓		✓		✓	✓
	GALLERY	✓	✓	✓	✓	✓			✓		✓	✓
	KEISY	✓	✓	✓	✓	✓			✓		✓	✓
	NEWGLASS	✓	✓	✓	✓	✓	✓		✓		✓	✓
	ARCOIRIS PLUS	✓	✓	✓	✓	✓	✓		✓		✓	✓
N	VANITY	✓	✓	✓	✓	✓			✓		✓	✓
	VITA	✓	✓	✓	✓	✓			✓		✓	✓
	HIT	✓	✓	✓	✓	✓	✓		✓		✓	✓
	WIND	✓	✓	✓	✓	✓	✓		✓		✓	✓
	NELL	✓	✓	✓	✓	✓	✓		✓		✓	✓
	SPECIALS	✓	✓	✓	✓	✓	✓		✓		✓	✓
	PMR	✓	✓	✓	✓	✓	✓		✓			
	KONVERT	✓	✓	✓	✓	✓	✓		✓		✓	✓

Check the catalogue for availability according to the model.

ROUNDED ENCLOSURES				
	Extra-Clear	Master Carré	Carglass	Sandblasted
WIND	✓			✓

FURTHER DETAILS

- » Table of general features. For more details, we advise you to check the finishing options for each Series.
- » Carglass is not available for 8 mm glass.
- » The 10 mm Fixed One Series is only available in Clear and Etched glass.
- » Satin and Imagik decoration is not available for rounded enclosures. Rounded enclosures are only available with the Sandblasted finish.

Profile finishes



White*



Matt White



Silver*



High Gloss Silver



Chrome



Matt Gold



Black

* For these profile finishes: handles, knobs, towel racks, trims and base profiles are supplied in Chrome.

FINISH OPTIONS

		FINISHES						
		White	Matt White	Silver	High Gloss Silver	Chrome	Matt Gold	Black
N	FIXED NORDIC		✓		✓		✓	✓
	FIXED ONE	✓	✓	✓	✓	✓	✓ N	✓
	GALLERY		✓			✓	✓	✓
	KEISY	✓		✓	✓	✓		
	NEWGLASS					✓		✓
	ARCOIRIS PLUS	✓		✓	✓	✓		✓
N	VANITY		✓		✓	✓		✓
	VITA		✓	✓		✓		✓
	HIT	✓		✓	✓	✓ N		✓ N
	WIND	✓		✓	✓			
	NELL	✓		✓	✓			
	SPECIALS	✓		✓	✓	✓		✓
	PMR	✓		✓	✓	✓		✓
	KONVERT	✓		✓	✓	✓		✓

Check the catalogue for availability according to the model.

Accessories

HANDLES



Chrome

OXFORD HANDLE

Black



Chrome

TURÍN HANDLE

Black



Matt White



Chrome

LONDON HANDLE

Chrome

PARÍS HANDLE

Black



Chrome

NANTES HANDLE

Chrome

Black

BERLIN HANDLE

Matt White

Matt Gold



Chrome

MONACO HANDLE

Black



Chrome

SIENA HANDLE

Black



Chrome

ROMA HANDLE

Matt White

KNOBS AND TOWEL RACKS



Chrome
OSLO KNOB



Matt White



Chrome
SOFIA KNOB



Black



Chrome
DENVER KNOB



Chrome
VERSAILLES KNOB



GLASS HOLE



Chrome
VIENNA TOWEL RACK



Black



Matt White



Chrome
SIDNEY TOWEL RACK



Black



INTEGRATED HANGER

**OPTIONS TO
CUSTOMISE
YOUR
ENCLOSURE
WITH
ACCESSORIES.**

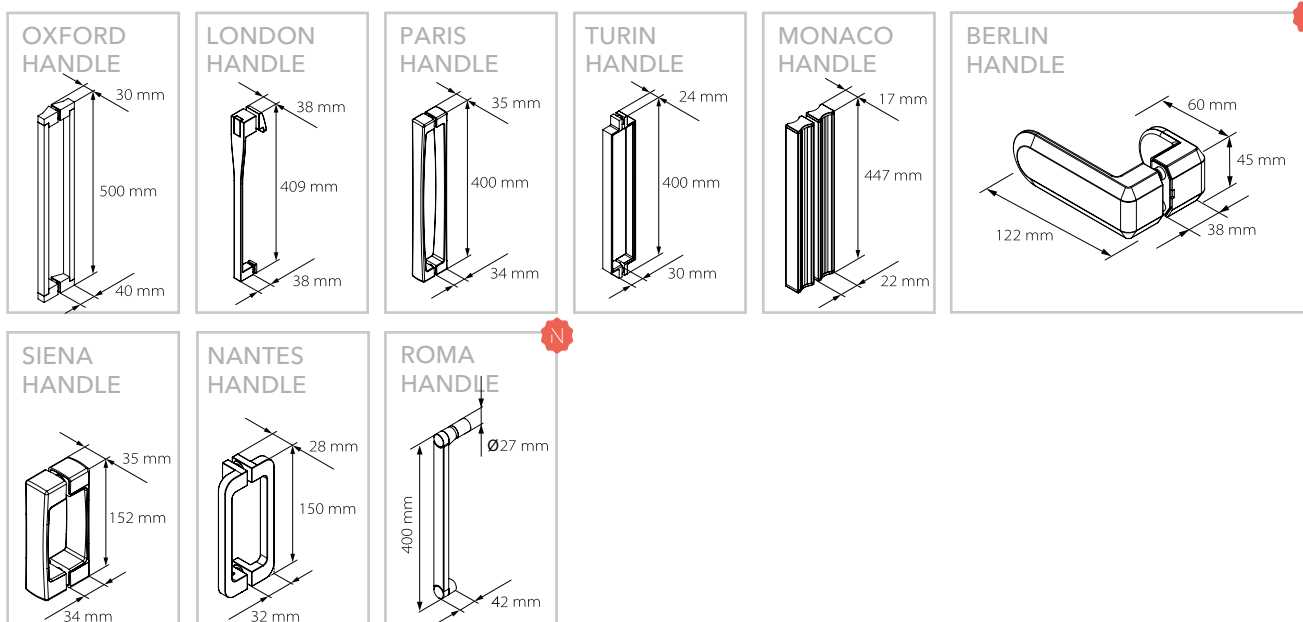
**VIEW A RENDER
OF YOUR
ENCLOSURE IN
THE VIRTUAL
DECORATOR**

		HANDLES									
		Oxford	London	París	Turín	Mónaco	<div>N</div> Berlin	Siena	Nantes	<div>N</div> Roma	
<div>N</div>	FIXED NORDIC										
	FIXED ONE										
	GALLERY	OP	✓	OP	OP		✓				
	KEISY						OP				
	NEWGLASS		OP		OP	OP	✓	OP			
	ARCOIRIS PLUS		OP		OP	OP	✓	OP			
<div>N</div>	VANITY	OP		OP	OP		OP		✓		
	VITA				OP	✓	OP		OP		
	HIT				OP	✓	OP		OP	OP	
	WIND				OP	OP	✓		OP	OP	OP
	NELL				OP	OP	OP		OP	✓	
	SPECIALS	OP	OP	OP	OP	OP	OP	OP	OP		
	PMR							✓			
	KONVERT	OP			✓						

✓ : AS STANDARD

OP : OPTIONAL

DETAILS/SIZES



*Table of general features. For more details, we advise you to check each Series.

		KNOBS					TOWEL RACKS		
		Denver	Oslo	Sofía	Versailles	Glass Hole	Viena towel rack	Sidney towel rack	Integrated towel rack
N	FIXED NORDIC						OP	OP	
	FIXED ONE						OP	OP	OP
	GALLERY		OP			OP	OP	OP	
	KEISY					OP	OP	OP	
	NEWGLASS		OP				OP	OP	
	ARCOIRIS PLUS			✓			OP	OP	OP
N	VANITY					OP	OP	OP	
	VITA	OP	OP		OP	OP	OP	OP	
	HIT	OP		OP	OP	OP	OP	OP	
	WIND	OP			OP	OP	OP	OP	
	NELL	OP			OP	OP	OP	OP	
	SPECIALS	OP	OP	OP	OP	OP	OP	OP	OP
	PMR								
	KONVERT								

✓ : AS STANDARD

OP : OPTIONAL

COMBINE THE ACCESSORIES AS YOU WISH

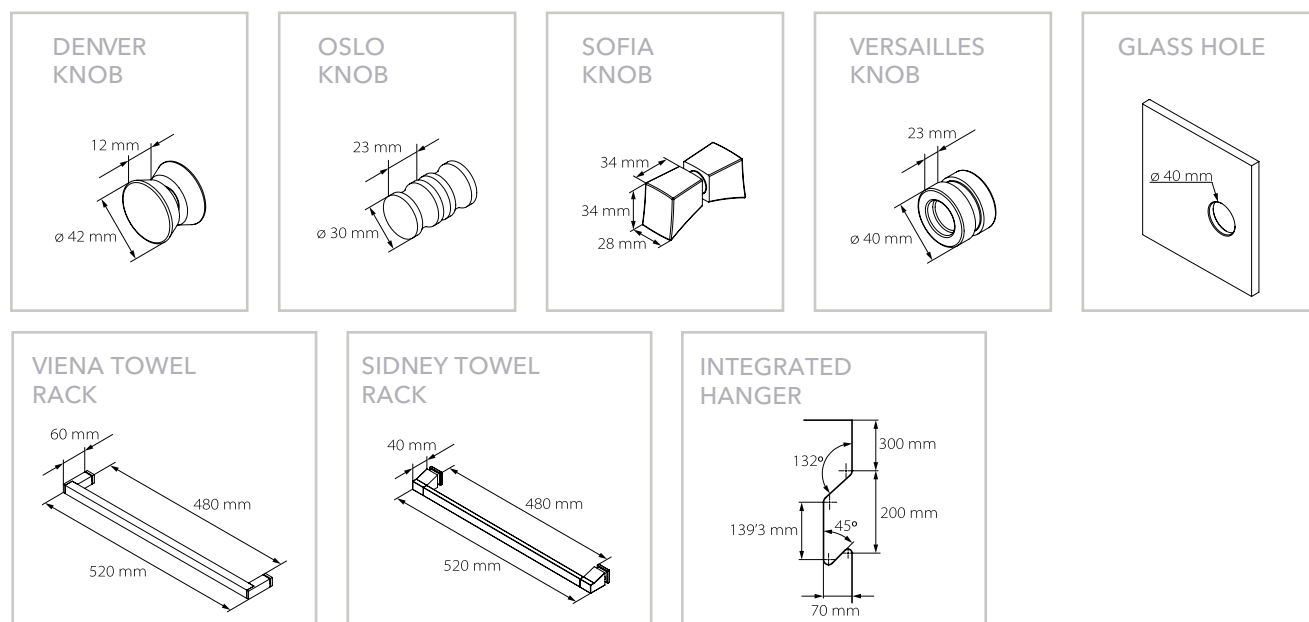
We offer various combinations of accessories for all Series. If you would like another combination that is not shown, please contact Customer Service and we will provide further information.

TOWEL RACKS

- Unless otherwise specified, the towel rack is centred at mid-height of the enclosure.
- The towel racks are installed on the glass with a minimum width of 600 mm.

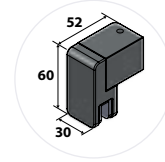
IDEA

Use the Oxford handle as a towel rack by placing it horizontally on swinging products where F= 600 mm or upwards.



*Table of general features. For more details, we advise you to check each Series.

Multi-position stabiliser bar

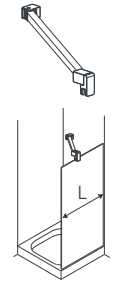


FEATURES

- A single bar for the available thicknesses of 6, 8, 10 and 12 mm.
- Adaptable to the length of the space. Supplied with a length of 1m for in-situ cutting.
- For longer dimensions, the length of the bar can be increased by up to 1.3m on request.
- In the case of a wall-to-wall bar, the length of the bar is 2000 mm. For larger sizes it is possible to increase the length of the bar up to 2500 mm. Any such request must be indicated when ordering.
- Chrome finish.
- A single bar that offers multiple positions: ANGULAR (right and left) or STRAIGHT.

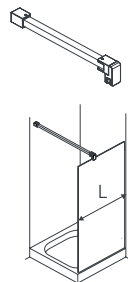
ANGULAR-POSITIONED BAR:

$L \leq 700 \text{ mm}$

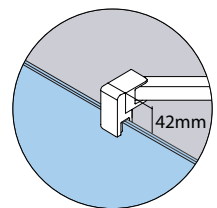


STRAIGHT-POSITIONED BAR:

$L > 700 \text{ mm}$



HEIGHT
OF THE
CLAMP
ON THE
GLASS




Chrome



Black

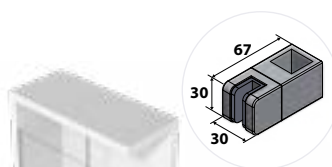


Matt White



Matt Gold

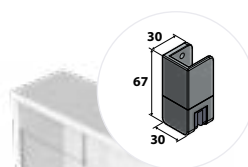
MULTI-POSITION BARS FOR FIXTURES



Glass-ceiling side



Floor-ceiling



Glass-ceiling



Wall-wall

OTHER MULTI-POSITION STABILISER BAR CONFIGURATIONS



T-bar



Wall-wall

FIXED NORDIC STABILISER BAR



Matt White



High Gloss Silver



Matt Gold



Black

Multi-position stabiliser bar only available for Fixed Nordic Series.

VANITY BAR



Matt White



Chrome



Black

Stabiliser bar only available for Vanity Series.

LYON LED BAR

Only available for Fixed One Series



Chrome



Black

STABILISER
BAR
+ LED LUMINAIRE
LIGHTS UP YOUR
SHOWER AREA!

Degree profiles

ATYPICAL 3

Degree profiles for solutions from 90° to 270°. Available in White, Silver, High Gloss Silver and Black.

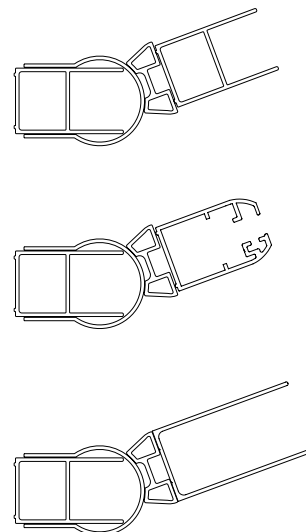


AVAILABILITY BY SERIES

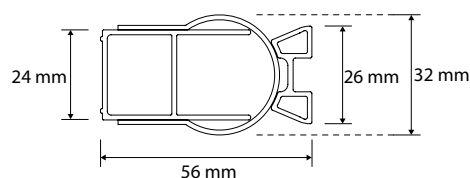
	WHITE	HIGH GLOSS SILVER	BLACK
OT/OV FIXED	✓	✓	✓
VANITY		✓	✓
GALLERY			✓
ARCOIRIS PLUS	✓	✓	✓
SPECIALS	✓	✓	✓
PMR	✓	✓	✓

For other Series, please contact Customer Service.

EXAMPLES OF CONFIGURATION WITH DEGREE PROFILES

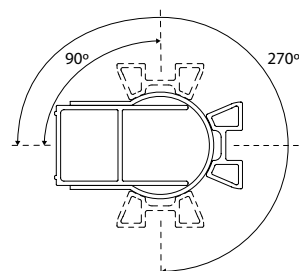


GENERAL MEASUREMENTS



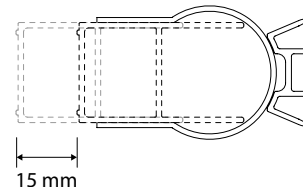
The set of straight profiles measures 56 mm. The width of the wall profile is 24 mm, while the profile marking the degrees is 26 mm wide. The diameter of the circular profile is 32 mm.

POSITIONS



The positions that the profiles can take up range from 90° to 270°.

OFFSET



The compensation the degree profiles allow for is 15 mm.

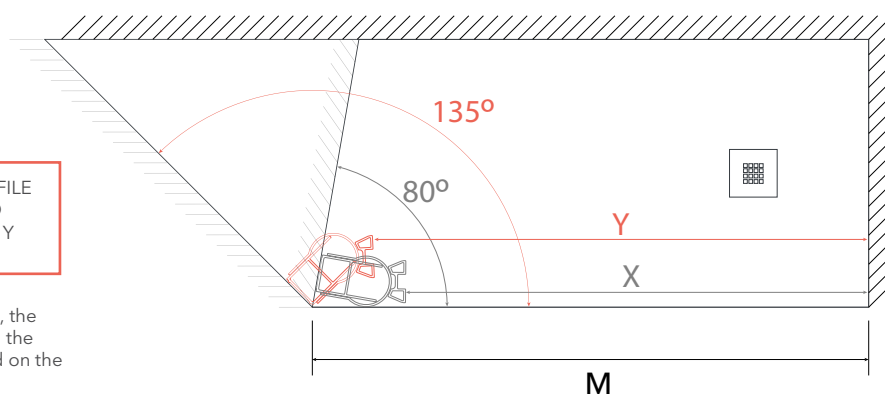


DIMENSIONS OF THE ENCLOSURE: $X \neq Y$

THE POSITION OF THE DEGREE PROFILE ENSEMBLE MUST BE TAKEN INTO ACCOUNT WHEN TAKING THE $X \neq Y$ MEASUREMENTS

For spaces with the same dimensions (M), the size of the enclosure can vary as shown in the diagram; the X and Y dimensions depend on the degrees of the shower tray.

The sides of the existing walls must be indicated.



FIXED NORDIC

For more information:



FEATURES:

- » Fixed enclosure with aluminium profiles (framed).
- » 8 mm thick tempered glass.
- » +10mm profile offset.
- » Multi-position stabiliser bar in Chrome, Black, Matt Gold or Matt White finish.
- » New Ecliptek glass option for FN-2001 and FN-2015. See technical specifications on page 41.
- » Towel rack in Chrome, Black or Matt White finish.
- » Glass with Tecknoclean treatment as standard.
- » Reversible enclosure.


FN-2001 1 shower fixed panel

FN-2002 2 shower fixed panels

FN-2003 3 shower fixed panels

FN-2010 1 shower fixed panel

FN-2016 1 shower fixed floor-wall-ceiling panel

FN-2015 1 shower fixed floor-ceiling panel

1





1. FN-2001. 120x195cm · Front with 1 fixed framed panel · Aluminium Matt White finish · Extra-Clear glass. Imagik decoration model Vendome V Nordic (COS-27-01-A)





 NEW WAVY
GLASS

1. FN-2001. 120x195cm · Front with 1 fixed framed panel · Aluminium Black finish · Smoke Grey glass. **2. FN-2001.** 160x195cm · Front with 1 fixed framed panel · Aluminium Black finish · Acid glass. **3. FN-2001.** 160x195cm · Aluminium High Gloss Silver finish · Mirastar Mirror glass. **4. FN-2001.** 120x195cm · Front with 1 fixed framed panel · Aluminium Matt Gold finish · Wavy glass. **5. Detail.** Wavy glass · Aluminium Matt Gold finish.






1. FN-2002. 140x195cm · Front with 2 fixed framed panels · Aluminium Black finish · Extra-Clear glass.

2. FN-2002. 100x195cm · Front with 2 fixed framed panels · Aluminium Black finish · Extra-Clear glass · Imagik decoration model Paralel (TEX-09-01 A). **3. FN-2015.** 120x220cm · Aluminium Black finish · Extra-Clear glass.



1. FN-2016. 120x240cm · 1 Fixed floor-ceiling-wall panel · Aluminium Black finish · Smoke Grey glass. **2. FN-2001.** 120x195cm · Aluminium Black finish · Technological glass Ecliptek ON. **3. FN-2001.** 120x195cm · Aluminium Black finish · Technological glass Ecliptek OFF.



Installing a Fixed Nordic with Eclipstek technology requires preinstallation that should be acknowledged at the initial phase of the bathroom renovation.

FIXED ONE


For more information:



FEATURES:

- » Wide range of different glass thicknesses, profiles and fixed types (semi-framed).
- » 100% customisable, made-to-measure enclosures.
- » Glass thicknesses, profile types and stabiliser bars may be selected to suit the bathroom space.
- » Wide range of accessories such as towel racks, integrated towel racks, LED bars and special cut-outs in the enclosure.
- » Optional Satin or Imagik decorations.
- » New model with LED bar: OT-2001 Lyon.
- » Multi-position bar included in all Fixed One Series products, except model VY-250.
- » Glass with Teknoclean treatment as standard.

**OV-2000** 1 shower fixed panel**OT-2000** 1 shower fixed panel**OB-2000** 1 shower fixed panel**OL-2000** 1 shower fixed built-in panel**OL-2015** 1 shower fixed floor-ceiling panel**OT-2016** 1 shower fixed floor-ceiling-wall panel**OT-2001 LYON** 1 shower fixed panel with LED bar**AC-240** Front. 1 fixed panel + 1 hinged shutter inwards and outwards**GA-240** Front. 1 fixed panel + 1 swinging panel inwards and outwards**VY-250** Front. 1 sliding door + 1 fixed panel**VA-250** Front. 1 sliding suspended door+ 1 fixed panel**HI-250** Front. 1 sliding suspended door + 1 fixed panel





- 1. OT-2000.** 120x195cm · 1 Fixed panel · Aluminium Matt White finish · Extra-Clear glass.
- 2. PF-2000.** 40x195cm · 1 Swinging panel for fixed enclosures · Chrome finish.
- 3. OT-2000.** 120x195cm · 1 Fixed panel · Aluminium Matt Gold finish · Extra-Clear glass

1


OT-2001 LED LYON
BAR IN BLACK OR
GLOSSY CHROME
FINISH





The LED bar and built-in profile require preinstallation that should be acknowledged at the initial phase of the bathroom renovation.

* Possibility of providing the profile in advance if needed.



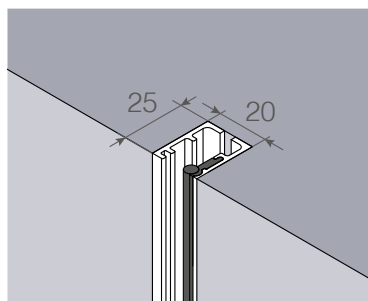
PLACEMENT OPTIONS



Profile to the wall





Built-in



BUILT-IN PROFILE
SPECIALLY
DESIGNED FOR
FIXED PANELS
WITHOUT
PROFILE AT SIGHT.
AVAILABLE IN 8
AND 10 MM

1. OT-2001 LYON. 140x195cm · 1 Fixed panel with profile to the wall · Extra-Clear glass · Black finish · LED Lyon bar.

2. OL-2000. 120x195cm · 1 Fixed panel with built-in profile · Optional LED Lyon bar · Chrome finish · Extra-Clear glass.







1. OL-2015. 140x250cm · 1 Fixed floor-to-ceiling panel · Aluminium Black finish · Extra-Clear glass · Optional Viena Towel Rack. Black finish. **2. AC-240.** 120x35x195cm · 1 Fixed panel + 1 swinging exterior and interior panel · Aluminium Black finish · Smoke Grey glass. **3. GA-240.** 120x35x195cm · 1 Fixed panel + 1 hinged shutter · Matt Gold finish · Extra-Clear glass.





- 1. OT-2000.** 120x195cm · 1 Fixed panel · Aluminium Black finish · Smoke Grey glass · Optional integrated hanger.
2. OT-2000. 120x195cm · 1 Fixed panel · Aluminium Black finish · Extra-Clear glass · Imagik decoration model Paralel (TEX-10-72 B).
3. OV-2000. 120x195cm · 1 Fixed panel · Imagik decoration model Vendome I (COS-16-01 A). **4. OV-2000.** 120x195cm · 1 Fixed panel · Imagik decoration model Vendome II (COS-17-72 A). **5. OV-2000.** 120x195cm · 1 Fixed panel · Imagik decoration model Vendome IV (COS-23-72 A). **6. OV-2000.** 120x195cm · 1 Fixed panel · Imagik decoration model Vendome V (COS-24-01 A).





1. OV-2016. 120x240cm · 1 Fixed floor-ceiling-wall panel · Aluminium Chrome finish · Extra-Clear glass · Imagik decoration model Punts (TEX-09-01). **2. OV-2000.** 120x195cm · 1 Fixed panel · Aluminium Chrome finish · Extra-Clear glass · Optional shaped cut. **3. OV-2000.** 120x195cm · 1 Fixed panel · Aluminium Chrome finish · Extra-Clear glass · Optional stabiliser wall-to-wall bar.

GALLERY

SWINGING

For more information:



FEATURES:

- » Swinging door shower enclosure with fixed panels.
- » May be opened inwards or outwards.
- » Finishes available: Chrome, Black, Matt Gold and Matt White.
- » Enclosure with inner hinges flush fitting with the inner glass between fixed and door panel.
- » 8 mm thick tempered glass.
- » Wall-mounted profile with profile offset of up to +15 mm.
- » Equipped with magnetic or contact closure. Magnetic closure profile with inserted magnet.
- » Berlin handle as standard in the enclosure finish.
- » Base profile in the enclosure finish.
- » Glass with Teknoclean treatment as standard.



NEW

PROFILTEK



GA-206 Front. 1 swinging door on fixed panel



GA-216 1 swinging door on fixed + 1 fixed side panel



GA-209 Front. 1 fixed panel + 1 swinging door
+ 1 fixed adjoining panel



GA-213 Angular. 2 swinging doors + 2 fixed panels



GA-240 Front. 1 fixed panel
+ 1 hinged shutter inwards and outwards

GA





GA

- 1. GA-206.** 120x195cm · Front with 1 swinging panel · Black finish · Extra-Clear glass · Berlin Handle as standard.
2. Detail. Flush fittings for easy cleaning.



1. Detail. Top view GA-206. **2. Hinges.** Matt White, Chrome, Matt Gold and Black finish.
3. GA-209. 160x195cm · 1 Swinging panel + 1 fixed panel. · Matt Gold finish · Extra-Clear glass · Berlin Handle as standard.




1





GA



1. GA-213. 120x120x195cm · 2 Swinging panels + 2 fixed panels. · Matt White finish · Extra-Clear glass · Berlin Handle as standard.
2. GA-216. 160x195cm · 1 Hinged panel + 1 fixed panel · Chrome finish · Extra-Clear glass · Berlin Handle as standard. **3. Berlin Handle** as standard · Chrome finish. **4. Detail.** Stabiliser bar and upper hinge.

KEYSY

SWINGING

For more information:



FEATURES:

- » Shower enclosure with swinging doors.
- » 8 mm thick tempered glass.
- » Profile offset depends on the model.
- » Metallic pieces in Chrome.
- » Equipped with magnetic or contact closure. Magnetic closure profile with inserted magnet.
- » Base profile in Chrome finish.
- » Opening (inwards and/or outwards, depending on the model) with raise/lower mechanism.
- » London handle in Chrome finish as standard.
- » Easy cleaning.
- » Glass with Teknoclean treatment as standard.



KE-210 Front. 1 swinging door



KE-205 Front. 1 swinging door + 1 fixed adjoining panel



KE-206 Front. 1 swinging door on fixed panel



KE-207 Front. 2 swinging doors



KE-216 1 swinging door on fixed + 1 fixed side panel



KE-208 1 swinging door + 1 fixed side panel



KE-220 Angular. 2 swinging doors




AWARD-WINNING SERIES, RECIPIENT
OF A PRESTIGIOUS DESIGN PRIZE:

iF DESIGN AWARD 2020






KE



1. KE-205. 120x195cm · Front with 1 swinging panel + 1 fixed panel · High Gloss Silver finish · Extra-Clear glass · London Handle as standard. **2. KE-210.** 90x195cm · Front with 1 swinging panel · High Gloss Silver finish · Extra-Clear glass · Imagik decoration model Paralel (TEX-10-02A) · London Handle as standard. **3. KE-206.** 140x195cm · Front with 1 swinging panel with wall profile · High Gloss Silver finish · Smoke Grey glass · London Handle as standard. **4. London Handle** as standard · Chrome finish. **5. Detail** upper hinge · Closed panel. **6. Detail** lower hinge · Open panel.



1. KE-208. 90x90x195cm · Front with 1 swinging panel + 1 fixed panel · High Gloss Silver finish · Extra-Clear glass · Imagik decoration model Medium (FO-02-06-B) · London Handle as standard. **2. Detail KE-208.** 90x90x195cm · Detail front with 1 swinging panel + 1 fixed panel · High Gloss Silver finish · Extra-Clear glass · London Handle as standard.



3. KE-216. 140x90x195cm · Front with 1 swinging panel + 1 fixed panel · High Gloss Silver finish · Extra-Clear glass · London Handle as standard. **4. Detail KE-216.** 140x90x195cm · Front with 1 swinging panel + 1 fixed panel · High Gloss Silver finish · Extra-Clear glass · London Handle as standard.

NEWGLASS

SWINGING / FOLDING

For more information:



FEATURES:

- » Enclosure for swinging or folding models. May be opened inwards or outwards.
- » 6 mm or 8 mm thick tempered glass.
- » Hinges and brackets with ± 2 mm front offset.
- » **Hinges can be replaced by wall-mounted profiles, with an offset up to + 15 mm.**
- » Base profile with Chrome or Black finish.
- » Equipped with magnetic or contact closure.
- » Multi-position hinges and stabiliser bars in Chrome or Black.
- » Folding models with magnetic hinge that ensures 180° positioning of the folding panels.
- » Siena handle in Chrome or Black finish as standard.
- » See optional accessories on the price list.
- » This Series has a marking stencil for easy installation (only for standard heights).
- » Glass with Teknoclean treatment as standard.



NG-210 Front. 1 swinging door



NG-205 Front. 1 swinging door + 1 fixed adjoining panel



NG-206 Front. 1 swinging door on fixed



NG-207 Front. 2 swinging doors



NG-216 1 Swinging door on fixed + 1 fixed side panel



NG-208 1 swinging door on wall + 1 fixed side panel



NG-220 Angular. 2 swinging doors



NG-213 Angular. 2 swinging doors + 2 fixed panels



NG-218 Front. 2 folding panels



NG-219 2 folding panels + 1 fixed side panel




NG-226 Front. 2 folding panels + 2 fixed panels




NG-227 Angular. 2 folding panels + 2 fixed panels


NG



SWINGING MODELS



1. NG-206. 120x195cm · Front with 1 swinging panel · Aluminium Black finish · Extra-Clear glass · Imagik decoration model Light (FO-01-02 B) · Siena Handle as standard. Black finish. **2. NG-205.** 120x195cm · Front with 1 swinging panel on wall + 1 fixed panel with brackets · Black finish · Extra-Clear glass · Siena Handle as standard. Black finish. **3. NG-216.** 90x90x195cm · Front with 1 swinging panel + 1 side fixed · High Gloss Silver finish · Extra-Clear glass · Siena Handle as standard · Chrome finish. **4. Siena Handle** as standard · Chrome finish or Black. **5. Hinge detail.** **6. Detail** hinge compensation wall-glass.



1. NG-207. 100x195cm · Front with 2 swinging panels · Glossy Chrome finish · Extra-Clear glass · Siena Handle as standard. Glossy Chrome finish. **2. NG-208.** 90x90x195cm · 1 Swinging panel on wall + 1 fixed panel · Glossy Chrome finish · Extra-Clear glass · Optional Knob Oslo. **3. NG-210.** 90x195cm · Front with 1 swinging panel · Glossy Chrome finish · Extra-Clear glass · Imagik decoration model Bruma (NA-09-02 C) · Optional Oxford Handle.

3




1



FOLDING MODELS



1. NG-219. 100x90x195cm · Front with 2 folding panels + 1 fixed panel · Chrome finish · Extra-Clear glass · Imagik decoration model Tissue (TEX-02-04 B) · Optional Oslo Knob. **2. NG-218.** 100x195cm · Front with 2 folding panels · Glossy Chrome finish · Extra-Clear Glass · Siena Handle as standard. Glossy Chrome finish. **3. Siena Handle** as standard · Chrome finish or Black. **4. Panel alignment system.** Magnetic hinge that ensures 180° positioning of the collapsible panels. **5. Detail of hinge** wall-glass compensation.





1. NG-219. 90x90x195cm · Front with 2 folding panels + 1 fixed panel · Black finish · Extra-Clear glass · Optional Turin Handle. Optional Viena Towel Rack. Black finish. **2. NG-219.** 90x90x195cm · Front with 2 folding panels + 1 fixed panel · Black finish · Extra-Clear glass · Optional Turin Handle. Optional Viena Towel Rack. Black finish. **3. NG-226.** 150x195cm · Frontal with 4 folding panels · Black finish · Extra-Clear glass · Siena Handle as standard.

ARCOIRIS^{PLUS}

SWINGING / FOLDING

For more information:



FEATURES:

- » Enclosure for swinging or folding models. For swinging doors - inwards or outwards opening. For folding doors - may be opened inwards or outwards. Inner fold.
- » Opening with raise/lower mechanism.
- » 6 mm thick tempered glass.
- » **Panel offset: +20 mm. Fixed offset: +15 mm.**
- » Magnetic or contact closure.
- » Double-seal system on profile.
- » Base profile in Chrome or Black finish.
- » Stabiliser bars and multi-position hinges in Chrome or Black.
- » Folding models with magnetic hinge that ensures 180° positioning of the folding panels.
- » Sofia knob as standard for swinging models. Siena handle for folding models. Chrome or Black finish.
- » For optional accessories please contact our Customer Service.
- » Glass with Teknoclean treatment as standard.



AC-210 Front. 1 swinging door



AC-205 Front. 1 swinging door + 1 fixed panel



AC-206 Front. 1 swinging door on fixed panel



AC-207 Front. 2 swinging doors



AC-216 1 Swinging door on fixed panel + 1 fixed side panel



AC-208 1 swinging door on wall + 1 fixed side panel



AC-220 Angular. 2 swinging doors



AC-213 Angular. 2 swinging doors + 2 fixed panels



AC-240 Front. 1 fixed panel + 1 hinged shutter inwards and outwards




AC-218 Front. 2 folding panels



AC-219 2 folding panels + 1 side panel



SWINGING MODELS



1. AC-210. 90x195cm · Front with 1 swinging panel · Aluminium Black finish · Extra-Clear glass · Imagik decoration model Personalized · Optional Siena Handle. Black finish. **2. AC-220.** 90x90x195cm · Angular with 2 swinging panels · Aluminium Chrome finish · Extra-Clear glass · Optional Turin Handle. Glossy Chrome finish. **3. AC-207.** 120x195cm · Front with 2 swinging panels · Aluminium High Gloss Silver finish · Extra-Clear glass · Imagik decoration model Drop (TEX-03-07 B) · Sofia Knob as standard. **4. Sofia Knob** as standard · Chrome finish or Black. **5. Wall profile** detail.



1. AC-205. 120x195cm · Front with 1 swinging panel + 1 fixed panel · Aluminium Black finish · Extra-Clear glass · Optional Turin Handle, Black finish. **2. AC-208.** 90x90x195cm · Front with 1 swinging panel + 1 fixed panel · Aluminium High Gloss Silver finish · Extra-Clear glass · Imagik decoration model Sketch (COS-04-02) · Sofia Knob as standard.

2





FOLDING MODELS



1. AC-218+AC-218. 90x90x195cm · 4 folding panels · Aluminium Glossy Chrome finish · Extra-Clear glass · Optional Nantes Handle. **2. AC-218+AC-218.** 90x90x195cm · 4 folding panels · Aluminium Glossy Chrome finish · Extra-Clear glass · Optional Nantes Handle. **3. AC-218.** 110x195cm · Front with 2 folding panels · Aluminium Black finish · Extra-Clear glass · Siena Handle as standard. Black finish. **4. Siena Handle** as standard · Glossy Chrome finish or Black.

1



1. AC-219. 90x80x195cm · Front with 2 folding panels + 1 fixed panel · Aluminium Black finish · Extra-Clear glass · Siena Handle as standard . **2. AC-218+ AC-290.** 90x80x195cm · Front with 2 folding panels + 1 fixed panel · Aluminium High Gloss Silver finish · Extra-Clear glass · Optional Turin Handle. **3. AC-218+ AC-290.** 90x80x195cm · Front with 2 folding panels + 1 fixed panel · Aluminium High Gloss Silver finish · Extra-Clear glass · Optional Nantes Handle.



VANITY

SLIDING

For more information:



FEATURES:

- » Shower enclosure with sliding panels with lower bearings.
- » 8 mm thick tempered glass.
- » **+ 20 mm profile offset.**
- » Anti-rollover system for panels.
- » Roma handle as standard in Chrome, Black or Matt White finish.
- » Bearing height is adjustable by 5 mm.
- » Closure with contact or magnetic closure. U-type closure profile with internal seal.
- » Glass with Teknoclean treatment as standard.



NEW

**AVAILABLE FROM:
JULY 2021**

PROFILTEK



VY



VY-210 Front. 1 sliding door + 1 fixed panel



VY-250 Front. 1 sliding door + 1 fixed panel



VY-225 Front. 2 sliding doors + 2 fixed panels




VY-216 1 sliding door + 1 fixed panel + 1 fixed side panel



VY-220 Angular. 2 sliding doors + 2 fixed panels




1. VY-220. 90x90x195cm · Angular with 2 sliding panels + 2 fixed panels · High Gloss Silver finish · Extra-Clear glass · Roma Handle as standard.



2. VY-210. 160x195cm · Front with 1 sliding panel + 1 fixed panel · Black finish · Extra-Clear glass · Roma Handle as standard.

3. Roma Handle as standard · Black finish. **4. Detail.** Vanity Bar. Closed panel · Black finish. **5. Detail** Vanity Bar. Open panel · Black finish. **6. Detail.** Closure profile lower view.



1. VY-216. 160x195cm · Front with 1 sliding panel + 1 fixed panel + 1 fixed panel · High Gloss Silver finish · Extra-Clear glass · Roma Handle as standard. **2. VY-225.** 160x195cm · Front with 2 sliding panels + 2 fixed panels · High Gloss Silver finish · Extra-Clear glass · Roma Handle as standard.



VY

3. VY-250. 160x195cm · Front with 1 sliding panel + 1 fixed panel · Black finish · Extra-Clear glass · Roma Handle as standard.

VITA

SLIDING

For more information:



FEATURES:

- » Shower enclosure with sliding panels.
- » 8 mm thick tempered glass.
- » **+ 10 mm guide bracket offset.**
- » Bearing height is adjustable by 5 mm.
- » Anti-rollover system for panels.
- » Without lower guide.
- » Soft closure as standard in models VA-210, VA-216 and VA-250.
- » Contact closure on 2-panel front and magnetic closure on angular enclosures and 4-panel front.
- » Base profile in Chrome, Black or Matt White finish.
- » Turin handle as standard with Chrome, Black or Matt White finish.
- » See optional accessories on the price list.
- » Quick-assembly system.
- » Glass with Teknoclean treatment as standard.



VA-210 Front. 1 sliding suspended door
+ 1 fixed panel



VA-211 Front. 1 sliding suspended door behind
wall



VA-230 Front. 1 sliding suspended door + 1 fixed panel
+ 1 adjoining fixed panel



VA-250 Front. 1 sliding suspended door
+ 1 fixed panel



VA-225 Front. 2 sliding suspended doors
+ 2 fixed panels



VA-216 1 sliding suspended door + 1 fixed panel
+ 1 fixed side panel




VA-220 Angular. 2 sliding suspended doors
+ 2 fixed panels



VA-221 Angular. 1 sliding suspended door behind wall + 1 sliding
suspended door + 1 fixed panel

VA






VA

1. VA-210. 160x195cm · Front with 1 sliding panel + 1 fixed panel · Matt White finish · Extra-Clear glass · Turin Handle as standard.





VA



1. VA-220. 90x90x195cm · Angular with 4 panels. 2 Sliding panels + 2 fixed panels · Aluminium Black finish · Extra-Clear glass · Imagik decoration model Capitoné (TEX-06-02 B) · Turin Handle as standard. Black finish. **2. VA-225.** 160x195cm · Front with 4 panels. 2 Sliding panels + 2 fixed panels · Aluminium Black finish · Extra-Clear glass · Turin Handle as standard. Black finish. **3. VA-210.** 160x195cm · Front with 1 sliding panel + 1 fixed panel · Aluminium Chrome finish · Extra-Clear glass · Imagik decoration model Light (FO-01-13 A) · Turin Handle as standard · Contact closure without closure profile. **4. Turin Handle** as standard · Chrome, Black or Matt White finish. **5. Detail** upper frame.





VA



1. VA-216. 180x90x195cm · 1 Sliding panel + 1 fixed panel + 1 fixed panel · Aluminium Chrome finish · Extra-Clear glass · Optional Oxford Handle. Optional towel rack on fixed panel. **2. VA-230.** 180x195cm · Front with 3 panels. 1 Sliding panel + 2 fixed panels · Aluminium Chrome finish · Smoke Grey glass · Optional Glass Hole. **3. VA-250.** 120x195cm · Front with 2 suspended panels. 1 Sliding panel + 1 fixed panel · Aluminium Chrome finish · Extra-Clear glass · Imagik decoration model Fog (CL-10-07 B) · Optional Oxford Handle. **4. VA-211 + VA-290.** 80x90x195cm · 1 Sliding behind the wall + 1 fixed panel · Aluminium Chrome finish · Extra-Clear glass · Optional Oxford Handle. **5. VA-211.** 90x195cm · 1 Sliding behind the wall · Aluminium Chrome finish · Extra-Clear glass · Turin Handle as standard.

HIT

SLIDING

For more information:



FEATURES:

- » Shower enclosure with sliding panels.
- » 6 mm thick tempered glass.
- » **+ 10 mm guide bracket offset.**
- » Sliding panels without bottom profiles.
- » Anti-rollover system for panels.
- » Height of bearings adjustable by 4 mm.
- » Sliding panel release system for easy cleaning.
- » Magnetic or contact closure, depending on model.
- » Soft closure as standard in items HI-210, HI-216, HI-230 and HI-250. As an option closure can be controlled with a stopper.
- » Base profile with Chrome or Black finish.
- » Standard Paris handle in Chrome or Black finish.
- » See optional accessories on the next pages.
- » Glass with Teknoclean treatment as standard.



HI-210 Front. 1 sliding suspended door
+ 1 fixed panel



HI-230 Front. 1 sliding suspended door + 1 fixed panel
+ 1 fixed adjoining panel



HI-250 Front. 1 sliding suspended door
+ 1 fixed panel



HI-225 Front. 2 sliding suspended doors
+ 2 fixed panels



HI-2161 sliding suspended door + 1 fixed panel
+ 1 fixed side panel



HI-220 Angular. 2 sliding suspended doors
+ 2 fixed panels

HI

1



NEW GLOSSY
CHROME FINISH





1. HI-220. 90x90x195cm · Angular with 4 panels. 2 Sliding panels + 2 fixed panels · Aluminium Chrome finish · Extra-Extra-Clear glass · Paris Handle as standard. **2. HI-210.** 160x195cm · Front with 1 sliding panel + 1 fixed panel · Aluminium Black finish · Extra-Extra-Clear glass · Paris Handle as standard. Contact closure without closure profile. **3. Paris Handle** as standard. Chrome finish or Black. **4. Reduced profiles** · 10 mm offset. **5. Door release system** · New sliding door release system for easy cleaning.



1. HI-230. 180x195cm · Front with 3 panels. 1 Sliding panel + 2 fixed panels · Aluminium High Gloss Silver finish · Extra-Clear glass.
2. Bearing assembly · Interior view.



3. HI-216. 180x80x195cm · 1 Sliding panel + 1 fixed panel + 1 fixed panel · Aluminium High Gloss Silver finish · Extra-Clear glass · Optional Siena Handle. **4. Side fixed** fastening clamp detail.

WIND

SLIDING

For more information:



FEATURES:

- » Shower enclosure with sliding panels.
- » 6 mm thick tempered glass.
- » **+ 15 mm profile offset.**
- » Double bearings (height adjustable by 5 mm).
- » Anti-rollover system for panels.
- » No lower profiles.
- » Equipped with magnetic or contact closure.
- » Chrome finish base profile.
- » Mónaco handle in Chrome finish as standard.
- » See optional accessories on the price pages.
- » Quick-assembly system.
- » Glass with Teknoclean treatment as standard.



WI-210 Front. 1 sliding suspended door
+ 1 fixed panel



WI-230 Front. 1 sliding suspended door + 1 fixed panel
+ 1 fixed adjoining panel



WI-225 Front. 2 sliding suspended doors
+ 2 fixed panels



WI-216 Front. 1 sliding suspended door + 1 fixed panel
+ 1 fixed side panel




WI-220 Angular. 2 sliding suspended doors
+ 2 fixed panels




WI-260 Curved. 2 sliding suspended doors
+ 2 fixed panels


WI






1. WI-210. 180x195cm · Front with 1 sliding panel + 1 fixed panel · Aluminium High Gloss Silver finish · Extra-Clear glass · Mónaco Handle as standard · Optional Viena Towel Rack. **2. WI-220.** 90x90x195cm · Angular with 4 panels. 2 Sliding panels + 2 fixed panels · Aluminium High Gloss Silver finish · Extra-Clear glass · Monaco Handle as standard. **3. Monaco Handle** as standard · Chrome finish. **4. Bearing assembly** · Interior view. **5. Closure profile** lower detail.





3

WITHOUT LOWER
GUIDE

4

WITH LOWER GUIDE

1. WI-216. 140x80x195cm · 1 Sliding panel + 1 fixed panel + 1 fixed panel · Aluminium High Gloss Silver finish · Extra-Clear glass · Optional Siena Handle. **2. WI-230.** 180x195cm · Front with 3 panels. 1 Sliding panel + 2 fixed panels · Aluminium High Gloss Silver finish · Extra-Clear glass · Imagik decoration model Medium (FO-02-04 B) · Optional Versailles Knob. **3. WI-260.** 90x90x195cm · 2 Sliding panels + 2 fixed panels · Aluminium High Gloss Silver finish · Extra-Clear glass · Evora Handle as standard. **4. WI-261.** 90x90x195cm · 2 Sliding panels + 2 fixed panels · Aluminium High Gloss Silver finish · Extra-Clear glass · Evora Handle as standard.

NELL

SLIDING

For more information:



FEATURES:

- » Shower enclosure with 2 sliding panels and 1 fixed panel.
- » 6 mm thick tempered glass. fixed side panels 8 mm thick.
- » **+15 mm profile offset.**
- » Double set of bearings.
- » Closure with seals.
- » No lower profiles.
- » Anti-rollover system for panels.
- » Chrome-finished Nantes handle as standard.
- » See optional accessories on the price list.
- » Quick-assembly system.
- » Glass with Teknoclean treatment as standard.




NE-210 Front. 2 sliding suspended doors
+ 1 fixed panel



NE-216 2 sliding suspended door + 1 fixed panel
+ 1 fixed side panel

1





1. NE-216. 160x90x195cm · Front with 2 sliding panels + 1 fixed panel + 1 fixed panel · Aluminium High Gloss Silver finish · Extra-Clear glass · Optional Turin Handle. **2. NE-210.** 140x195cm · Front with 2 Sliding panels + 1 fixed panel · Aluminium High Gloss Silver finish · Extra-Clear glass · Nantes Handle as standard. **3. Nantes Handle** as standard · Chrome finish. **4. Detail** open panels.

SERIES SPECIALS

For more information:



FEATURES:

- » At Profiltek, we have been manufacturing made-to-measure products for 30 years. As pioneers in customisation and bespoke solutions, we are able to manufacture all our shower enclosure models according to the customer's aesthetic or sizing needs. We have a team of experienced professionals who are determined to offer you the best solution to any challenge you may ask us to carry out.

In this chapter, you will find some examples of products adapted to different needs.



ES-218 Angular. 1 fixed panel + 1 sliding door
+ 1 folding door



ES-210 Angular. 1 fixed panel + 1 sliding door
+ 1 swinging door



ES-215 Angular. 1 fixed panel + 1 sliding door
+ 1 folding door



ES-213 Front. 2 swinging doors
+ 1 space divider



ES-225 Front. 2 sliding doors + 2 fixed panels
+ 1 space divider



1. AC-208. 90x90x195cm · Front with 1 swinging panel + 1 fixed panel · Aluminium High Gloss Silver finish · Extra-Clear glass · Optional degree profile · Sofia Knob as standard. Chrome finish. **2. Detail** of degree profile.



3. ES-216. 140x90x195cm · 1 Sliding panel + 1 fixed panel + 1 swinging panel · Extra-Clear glass · Aluminium Silver · Siena Handle.

4. ES-219. 140x195cm · 1 Sliding panel + 1 fixed panel + 1 swinging panel · Extra-Clear glass · Aluminium Glossy Chrome · Nantes Handle.



1. ES-225. 280x195cm · Front closure with 2 sliding panels + 2 fixed panels + 1 space separator fixed · Aluminium Black finish · Extra-Clear glass + Acid glass · Turin Handle Black finish. **2. ES-213 + NG-290 + OT-2016.** 300x80x195cm · 4 panel closure. 2 Folding panels + 2 fixed panels + 1 space separator fixed · Aluminium Chrome finish · Extra-Clear glass + Acid glass · Optional Oxford Handle.



3. ES-215. 140x90x195cm · 1 Sliding panel + 1 fixed panel + 2 folding panels · Extra-Clear glass · Aluminium Chrome finish · Nantes Handle. **4. ES-217.** 140x90x195cm · 1 Sliding panel + 1 fixed panel + 2 folding panels · Extra-Clear glass · Aluminium Chrome finish · Nantes Handle.



1. ES-210. 120x195cm · Angular with 1 fixed panel + 1 sliding + 1 swinging · Aluminium Chrome finish · Extra-Clear glass · Nantes Handle as standard. **2. ES-218.** 140x90x195cm · Angular with 1 fixed panel + 1 sliding + 2 folding · Aluminium Black finish · Extra-Clear glass · Optional Sofia Knob.



3. ES-214+ES-290. 90x90x195cm · Angular with 1 fixed panel + 1 swinging + 2 folding · Aluminium High Gloss Silver finish · Extra-Clear glass · Nantes Handle as standard.

SERIES DMR

For more information:



FEATURES:

- » Shower enclosure with swinging or folding panels.
- » 6 mm thick tempered glass.
- » +20 mm profile offset.
- » Equipped with base profile and magnetic closure.
- » The magnetic hinge ensures 180° positioning of the folding panels.
- » Double-seal sealing system on profile.
- » Nantes handle fitted as standard.
- » Chrome finish base profile.
- » Teknoclean treatment as standard.



AS-232 Front. 2 swinging doors (4 independent panels)



AS-236 Angular. 2 swinging doors (4 independent panels)



AS-230 Front. 1 swinging door (2 independent panels)



AS-210 Front. 1 swinging door



AS-218 Front. 2 swinging doors



1. AS-237. 90x90x195cm · Angular with 2 independent swinging panels + 1 hinged panel · Aluminium Chrome finish · Extra-Clear glass · Nantes Handle as standard. **2. AS-238** 100x90x195cm · Angular with 2 independent swinging panels + 2 folding panels · Aluminium High Gloss Silver finish · Extra-Clear glass · Nantes Handle as standard.



3. AS-230+AS-290. 120x195cm · Front with 2 independent swinging panels + 1 fixed panel · Aluminium Chrome finish · Extra-Clear glass · Nantes Handle as standard. **4. AS-239.** 100x195cm · 1 Hinged panel + 2 upper folding panels · Aluminium Silver finish · Extra-Clear glass · Nantes Handle as standard.



1. AS-218. 90x80cm · Front with 2 folding panels · Aluminium Chrome finish · Extra-Clear glass · Nantes Handle as standard.

2. AS-218 + AS-218. 90x90x80cm · Angular with 4 folding panels · Aluminium Chrome finish · Extra-Clear glass · Nantes Handle as standard.

3



4



3. AS-210. 90x80cm · Front with 1 swinging panel · Aluminium Chrome finish · Extra-Clear glass · Nantes Handle as standard.

4. AS-210 + AS-210. 90x90x80cm · Angular with 2 swinging panels · Aluminium Chrome finish · Extra-Clear glass · Nantes Handle as standard.



PROFILTEK

KONVERT HIT is now
available in Black and
Glossy Chrome



Optional closet with
adjustable shelves



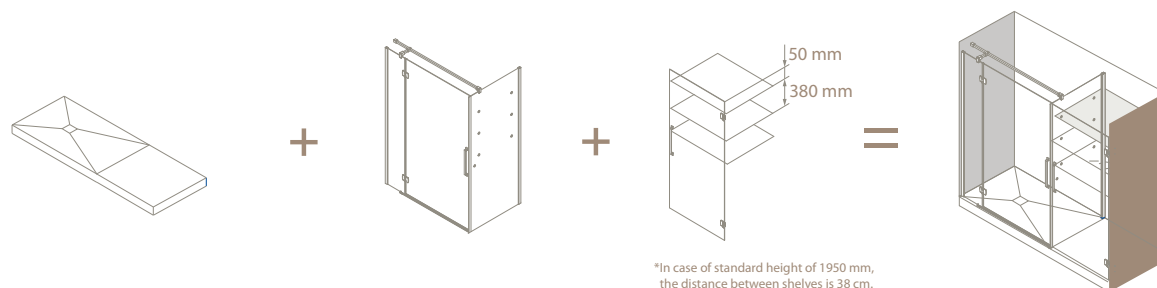
Now available with side
fixed panel



Konvert
SOLUTION

Kit to replace a bathtub with enclosure + shower tray + storage space.

Konvert
SOLUTION



Turn your old bathtub into a new shower space with a large storage area.

1. Choose finish and dimensions of your KONVERT* shower tray.
2. Install your shower tray and inform us of the enclosure model and the dimensions of your space.
3. Install your enclosure and closet. **It's as quick and easy as that.**

FEATURES:

- » Front enclosure with hinged closet panel.
- » 6 mm-thick tempered glass.
- » Closet with two shelves and cover in Acid finish.
- » Turin handle (Chrome or Black) as standard.
- » 6 mm fixed closure separator panel in Acid finish.
- » Wall profile with offset up to 20 mm.
- » Fixed side panel with offset up 20 mm.
- » Equipped with contact closure.
- » Base profile in Chrome or Black finish.
- » Multi-position stabiliser bar in Chrome or Black.
- » Closures with profiles according to the enclosure model.



INSTALLATION
VIDEO

<https://youtu.be/-U9letNIHIE>



* Konvert configurations (enclosure + closet) are only available for the Konvert shower tray. It is not recommended to use this combination for any shower tray other than a Konvert.

Konvert - with adjustable shelves

OPTIONAL
(NO EXTRA COST)

- » Optional height-adjustable shelves as required.
- » Option to increase or decrease the number of shelves.
- » Closet door with magnetic closure.
- » No extra cost for this option.





1

NOW AVAILABLE
IN BLACK

1. HIT. Front 1 sliding panel + 1 fixed panel + 1 swinging closet panel. · Aluminium Black finish · Extra-Clear panel glass · Acid closet door · Acid finish shelves · Turin Handle as standard · Konvert White shower tray.



2. HIT WITH FIXED SIDE. Front 1 sliding panel + 1 fixed panel + 1 swinging closet panel + 1 fixed panel · Aluminium Chrome finish · Extra-Clear panel glass · Acid closet and fixed side glass · Acid finish shelves · Turin Handle as standard · Konvert White shower tray.



1. NEWGLASS SWINGING. Front with 1 fixed panel + 1 swinging + 1 swinging closet panel · Chrome finish · Extra-Clear panel glass · Mirastar mirror closet glass · Acid finish shelves · Turin Handle as standard · Konvert Black shower tray.

2. NEWGLASS FOLDING. Front 2 folding panels+ 1 swinging closet panel · Black finish · Extra-Clear panel glass · Acid closet glass · Acid finish shelves · Turin Handle as standard Black finish · Konvert Antracita shower tray.



1. ARCOIRIS PLUS FOLDING. Front 2 folding panels+ 1 swinging closet panel · Chrome finish · Extra-Clear glass · Acid closet door · Acid finish shelves · Turin Handle as standard · Konvert White shower tray.

XXL

LARGE SIZE



FEATURES:

- » Profiltek, with more than 30 years of experience in designing products for the world of showers, fulfils the satisfaction and expectations of its customers and, most importantly, of its users by offering the XXL range. It may not seem innovative at first glance, but a larger shower enclosure provides enhanced comfort:
- » No more stabiliser bars too close to the shower heads.
- » Better protection against splashes.
- » A wide range of solutions to meet your expectations.
- » Tempered glass is available, 6 mm or 8 mm.
- » Glass with Tecknoclean treatment.
- » Wide choice of profile colours depending on the model: White, Matt White, Matt Black, High Gloss Silver, Silver and Matt Gold.
- » Equipped with contact or magnetic seal closures.
- » Several choices of optional handles.
- » Heights can range from 2200 mm to 2600 mm depending on the series model.
- » A solution that complies with the SECURE SPACE standard. French electrical standard NF C 15-100/A5.
- » A more functional, chic and elegant shower offering 'XXL' comfort.

For more information:



XXL MODELS:


- 1. OT-2000:** Finishes available: Silver, High Gloss Silver, Matt White, Black and Matt Gold.
- 2. OT-2016:** Finishes available: Silver, Matt White, Black and Matt Gold.
- 3. AC-210:** Finishes available: Silver, High Gloss Silver, White and Black.
- 4. VA-210:** Finishes available: Silver, Matt White and Black.



IMAGIK DECORATIONS/ SATIN

Satin Decorations

WITH DIGITAL PRINTING




Bold



Medium



Whole




Italic



Regular




Rayas



Light



Splash



Malla

COMPLETE COLLECTION IN THE VIRTUAL DECORATOR

The satin decoration is applied to the inside of the enclosure.



Arrow (*)



Mariposas (*)



Degradé



Triangle (*)



Dots (*)

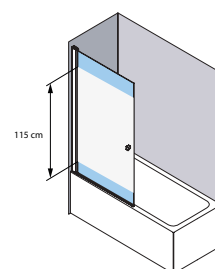
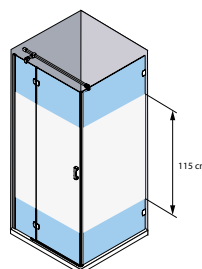


Personalised

MEASURES OF DECORATIONS

The height of the decoration is always fixed, both for our designs and those provided by our customers: 1150 mm.

There are no limitations for satin-finished glass.



ADDITIONAL INFORMATION

- » Digitally-printed satin finishes are not available for curved enclosures. The sandblasting technique will only be provided for curved enclosures. Decorations marked with (*) are not available for curves with sandblasting.
- » Decorations presented on Fixed One (OB-2000) model. The finishes, tones and features seen in the images shown may vary from the final result. These images are not contractually binding upon the manufacturer or distributor.


A world of possibilities at your fingertips

FEATURES

- » Printing in 6 colours CMYK+White+Green (CMYKWG).
- » Printing with ceramic inks.
- » Maximum print resolution used: 1440dpi.
- » Printed on Extra-clear, Blue and Smoke Grey glass.
- » Option for customised decorations. **Please check feasibility, estimates and deadlines with Profiltek.**
- » All our products can be printed except for the following: PMR, Stock and curved enclosures.
- » Continuity of the graphics is ensured regardless of the number of glass panes and the size of the print of each bath enclosure model.
- » Scratch-resistant.
- » Choice of multiple colour options - please contact our Customer Service team.
- » Application of printing on different areas of the enclosures depending on the type of graphic.
- » The colours shown in the catalogue correspond to the appearance from exterior side of the enclosure, with a colour difference from the interior side.

COLOUR SCHEME

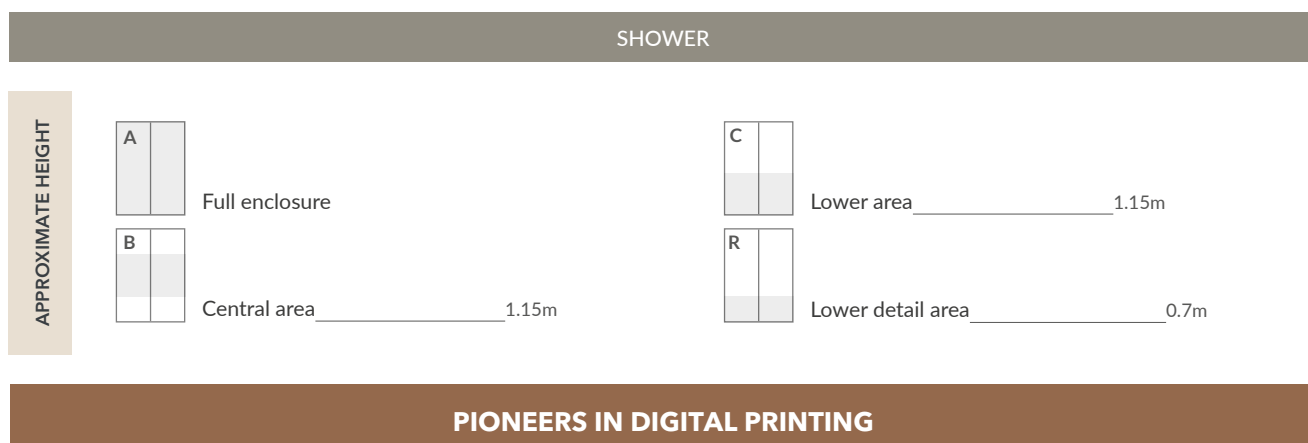
IMAGIK offers the option to choose various alternatives: a range of colours and print placement options. In this way, the customer has many options to decorate enclosures as desired, **subject to validation by our Technical Service team.**



Available inks for Smoke Grey glass: ref.01 and 72. / Inks available for Blue glass: ref.01 and 11.

Possible printing areas

In all our themes, IMAGIK allows you to apply a selected image to different areas of enclosures. Depending on the patterns chosen by the customer, it is possible to integrate the image into the central, lower or upper section, or even the entire glass.



NOTE!

- » Imagik is not available for the PMR, Stock and Curved enclosure series.
- » Digital printing is done on the inside of the glass of the enclosures.
- » The graphics will be applied from left to right depending on the configuration and the selected enclosure model (seen from the outside of the enclosures).
- » A glass panel must be more than 250 mm wide to be printed. For all other limitations, ask for details regarding each Series or model of enclosure.
- » The dimensions of the printing surfaces are approximate.
- » The colours shown on the graphics in the catalogue or on the website are merely indicative. After the application of translucent colours, the tones can be modified by a few factors, such as the degree of opacity of each colour, the tone of the background where the image is applied or the intensity of the light in front of or behind the glass.
- » Any product not appearing in the catalogue will be treated as a special product and will be subject to a specific quotation and delivery time communicated by Profiltek. If customisation is desired, please see the price list of each Series.
- » Four-colour process decorations are not available for Smoke Grey and Blue glass panels.


APPLICATION OF THE IMAGE ON THE ENCLOSURE

The printing of an image on the enclosure does not cover it entirely, but is limited to a certain area. This area can be A, B, C or R and is determined by the width of the enclosure requested by the customer.

It is important to know that the Imagik printing process always starts from left to right, seen from the outside, regardless of the configuration of the enclosure.

POINTS TO REMEMBER

- » The blue background of the graphics represents extra-clear glass. See example 1.
Type A graphics are printed from the bottom of the glass, covering the entire enclosure. See example 2.
- » The digital printing of the Vita, Wind, Nell, Hit, and Keisy enclosures shows an overlap of the panels, creating a visual effect that makes the printed overlap area appear darker. This is due to the superimposition of translucent coloured areas. See example 3.
- » The size of the height of the printed area named "A", "B", "C" and "R" is the same for baths and showers. See example 4.
- » In the case of the Relax, Siluetas and Leaves graphics, special heights of less than 1800 mm will not be offered. These graphics are only available in shower enclosures. See example 5.
- » Please take into account that the continuity may be interrupted by the aluminium profiles. In this case, the digital printing does not take into account the spaces on the glass that are hidden by the profiles.
- » In the case of graphics with large masses of colour, a so-called "football field" effect can occur. This is a normal effect whereby faint traces of the passages of the print heads may be visible.



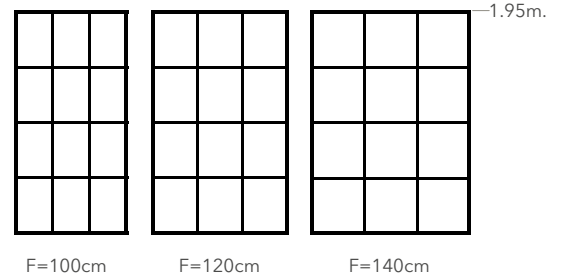
Decoration range

COSMOPOLITA VENDOME I



N

*Available only for OV and OT fixed panels.



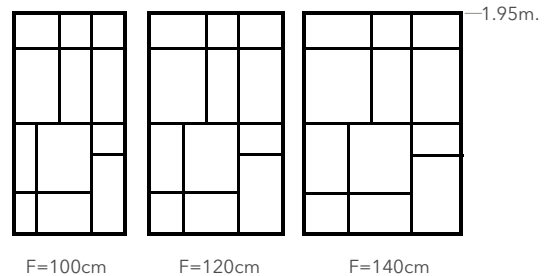
Beyond these 3 dimensions, add value ATYPICAL 6

COSMOPOLITA VENDOME II



N

*Available only for OV and OT fixed panels.

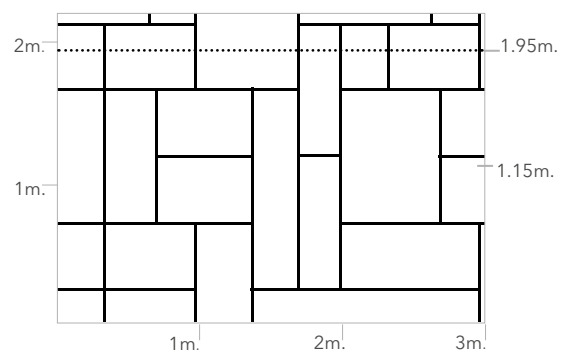


Beyond these 3 dimensions, add value ATYPICAL 6

COSMOPOLITA VENDOME III



N



CHECK OUR **VIRTUAL DECORATOR**
FOR THE COMPLETE COLLECTION

COSMOPOLITA VENDOME IV



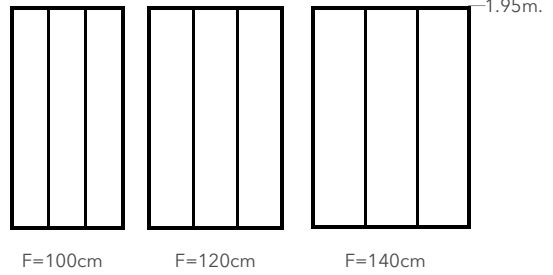
A Ref.
COS-23-72



A Ref.
COS-23-01

N

*Available only for OV and OT fixed panels.



Beyond these 3 dimensions, add value ATYPICAL 6

COSMOPOLITA VENDOME V



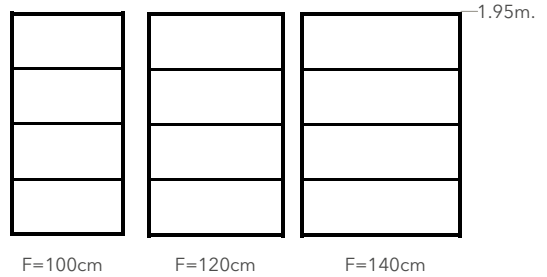
A Ref.
COS-24-72



A Ref.
COS-24-01

N

*Available only for OV and OT fixed panels.



Beyond these 3 dimensions, add value ATYPICAL 6

COSMOPOLITA VENDOME VI



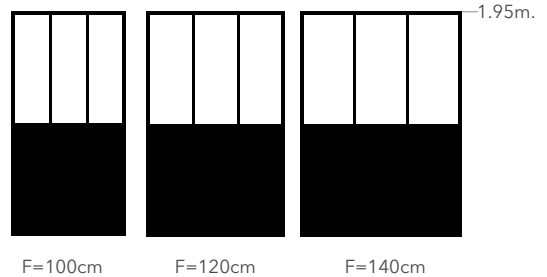
A Ref.
COS-25-72



A Ref.
COS-25-01

N

*Available only for OV and OT fixed panels.



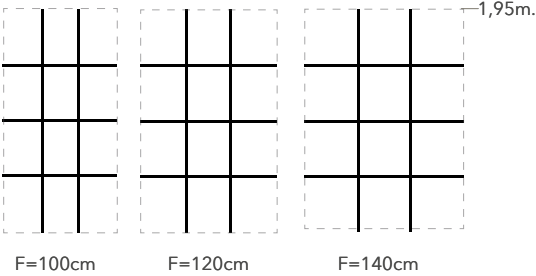
Beyond these 3 dimensions, add value ATYPICAL 6

Decoration range

COSMOPOLITA VENDOME I NORDIC



*Available only for Fixed Nordic 2001.

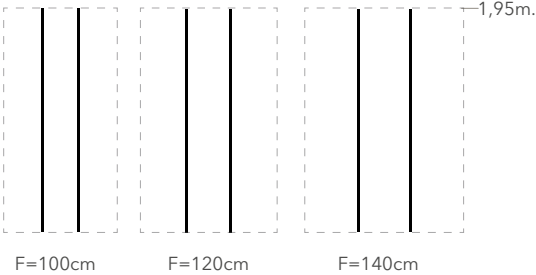


Beyond these 3 dimensions, add value ATYPICAL 6

COSMOPOLITA VENDOME IV NORDIC



*Available only for Fixed Nordic 2001.

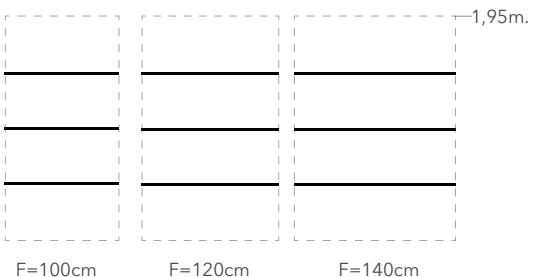


Beyond these 3 dimensions, add value ATYPICAL 6

COSMOPOLITA VENDOME V NORDIC



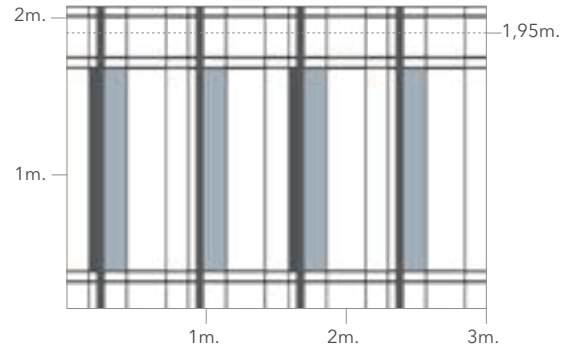
*Available only for Fixed Nordic 2001.



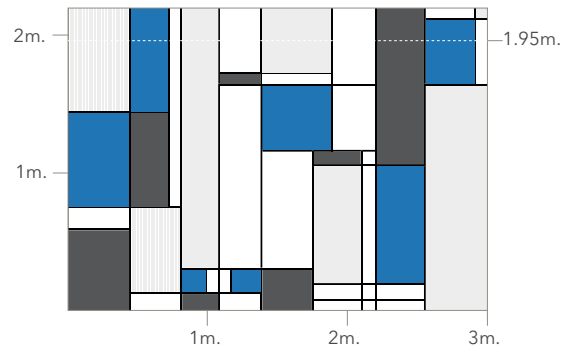
Beyond these 3 dimensions, add value ATYPICAL 6

CHECK OUR **VIRTUAL DECORATOR**
FOR THE COMPLETE COLLECTION

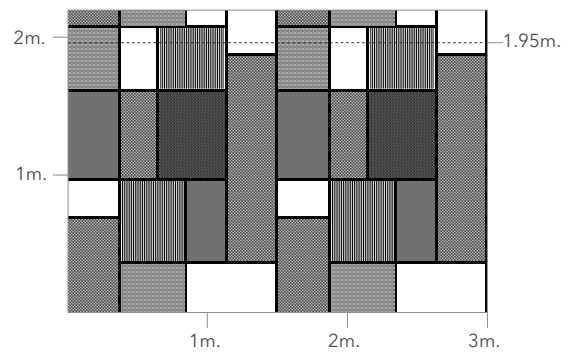
COSMOPOLITA RITUAL



COSMOPOLITA RANDOM

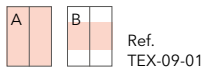


COSMOPOLITA PATCHWORK




Decoration range

TEXTURE PUNTS

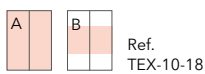


* The blue background of the graphics represents extra-clear glass.




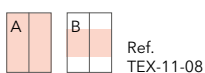
Actual scale

TEXTURE PARALEL



Actual scale

TEXTURE HEXA




Actual scale

CHECK OUR **VIRTUAL DECORATOR**
FOR THE COMPLETE COLLECTION

TEXTURE ISOMETRIC



A B Ref.
TEX-12-04




Actual scale

TEXTURE NET



A B Ref.
TEX-13-20




Actual scale

TEXTURE TISSUE



A B Ref.
TEX-02-03



Actual scale

Decoration range

TEXTURE DROP




*This is not available in 06 or 07



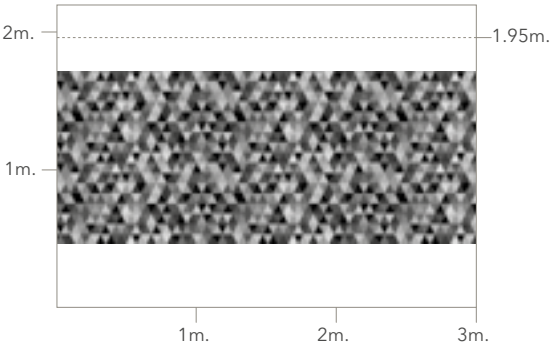
Actual scale

TEXTURE DENIM




Actual scale

TEXTURE MOSAIC

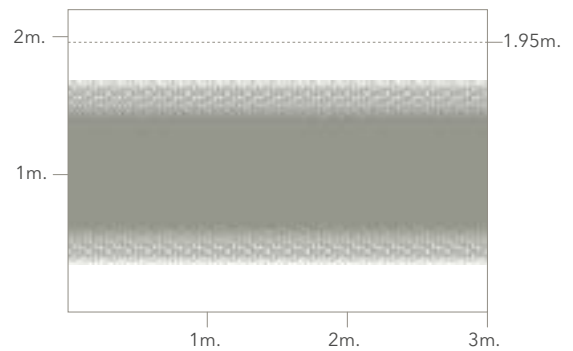


CHECK OUR **VIRTUAL DECORATOR**
FOR THE COMPLETE COLLECTION

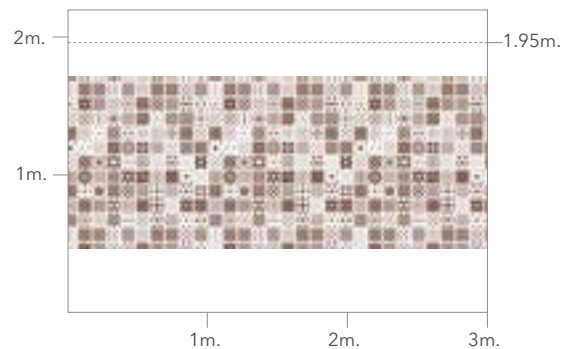
TEXTURE CAPITONÉ



TEXTURE GUM




TEXTURE TILES




Decoration range

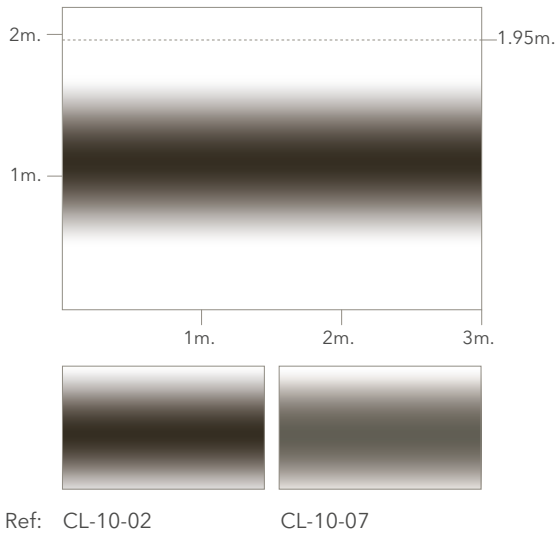
NATURAL ZEN



NATURAL BRUMA



CLASIK FOG



Ref: CL-10-02

CL-10-07

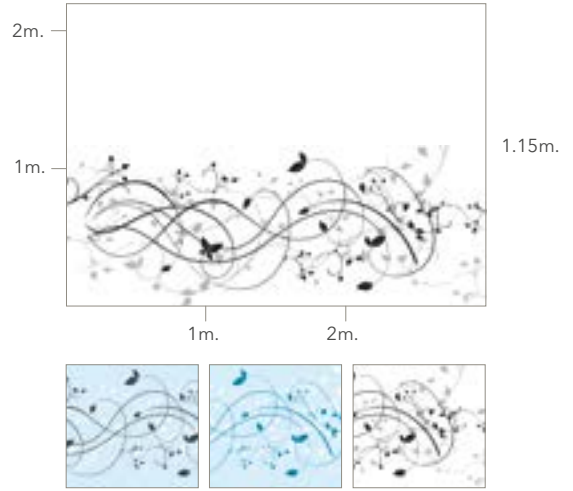
CHECK OUR **VIRTUAL DECORATOR**
FOR THE COMPLETE COLLECTION

NATURAL ENREDO



Ref.
NA-03-0206

* The blue background of the graphics represents extra-clear glass.



Ref: NA-03-0107 NA-03-0111 NA-03-0206

NATURAL BAMBÚ



Ref.
NA-02-0102

* The blue background of the graphics represents extra-clear glass.




FASHION CHICAS



Ref.
FA-02-02



FOREVER ARROW**FOREVER MEDIUM****FOREVER BOLD****FOREVER WHOLE****FOREVER ITALIC****FOREVER MALLA****FOREVER REGULAR****FOREVER LIGHT**


FOREVER DIGIT



FOREVER RAYAS




FOREVER DEGRADÉ



FOREVER VOLUTAS




FOREVER SPLASH



FOREVER DOTS



FOREVER TRIANGLE



CHECK OUR **VIRTUAL DECORATOR**
FOR THE COMPLETE COLLECTION



PROFILTEK SPAIN, S.A. Ctra. Nacional 340 (Km. 938) - 46510 Quartell (Valencia) Spain

CUSTOMER SERVICE: Phone (+34) 962 602 062 - Fax 962 602 742

MANAGEMENT: Phone (+34) 962 605 145 - Fax (+34) 962 602 525

www.profiltek.com | export@profiltek.com

LEGAL NOTICE

Prices are valid, barring typographical errors or lack of stock. This price list supersedes all previous ones. PROFILTEK reserves the right to fully or partially change or even withdraw the catalogue, without prior notice and without obligation to supply the models presented. The decoration, details, features and colour tones shown in the catalogue are subject to variations and cannot be guaranteed by the manufacturer and/or distributor.

